


Miss Bamber **WELCOME TO YEAR 1**



Miss Mongan  
Wednesday PM



Miss Cooper



Mrs Chambers

# YEAR 1 CURRICULUM

- Children will start to work on the National Curriculum and their year group targets called the Non Negotiable Targets. (See booklet)
- Children are assessed in the Summer Term via the Phonics Screening Check.
- Homework will support the work we do in class.



# End of year expectations for Oracy

See booklet

1	I can speak clearly and confidently in front of the class.
2	I can retell a well-known story, remembering the main characters.
3	I can prepare to use new words when communicating.
4	I can hold attention well when collaborating with others.
5	I will not stray away from the main topic when engaged in collaborative talk.
6	I can prepare to ask relevant questions to extend understanding and knowledge.
7	I can initiate conversation in collaborative situations.
8	I can listen carefully to what others are saying in a group.
9	I can respond appropriately to what others say in group talk.
10	I can happily join in with role play.

# End of year expectations for Reading

Use a range of strategies, decoding of text.

(Word Reading)

1. I can read phonetically by sounding out and I can read some tricky words without help.
2. I can blend sounds in unfamiliar words and recognise rhyming words/word patterns in texts.
3. I can match all 40 graphemes to their phonemes.
4. I can divide words into syllables.
5. I can read compound words.
6. I can read words with contractions.
7. I can read and add words that end in 's,ing, ed, est.

8. I can read words that start with un-
9. I can read words of more than 1 syllable.
10. I can re-read if it doesn't make sense and correct.
11. I can learn some poems / rhymes by heart.
12. I can read with pace and some expression, using full stops and ? marks.

See booklet

COMPREHENSION - LITERAL

Understand, describe, select or retrieve events or ideas from text.

13. I can say what I like / don't like about a text.
14. I can retell key stories orally using narrative writing.
15. I can talk about the main characters.

COMPREHENSION

Deduce, infer, interpret information from texts.

16. I can use and link what I already know to understand text.
17. I can make inferences from the text / illustrations etc.
18. I can make predictions.
19. I can explain what I think about the text.

Identify, comment on structure, organisation, including grammatical & presentational features.

20. I know the difference between fiction & non-fiction and the features on non-fiction texts eg fonts, labels, titles.

# End of year expectations for Writing

	<b>COMPOSITION</b>			
1.	I can compose a sentence orally before writing it.			
2.	I can sequence sentences in chronological order to recount an event, experience.			
3.	I can sequence sentences to form short narratives.			
4.	I can re-read what I have written to check it makes sense.			
5.	I can leave spaces between words.			
6.	I know how the prefix 'un' can be added to words to change meaning.			
7.	I can use suffixes - s, es, est, ed, and, ing within my writing.			
8.	I can begin to punctuate sentences using a capital letter and a full stop, question mark or exclamation mark.			
9.	I can use a capital letter for names of people, places, days of the week, and the personal pronoun 'I'.			
10.	I can use 'and' to join sentences together.			
	<b>TRANSCRIPTION</b>			
11.	I can identify known phonemes in unfamiliar words and I can use syllables to divide words into spelling.			
12.	I can spell all Year 1 words, including days of the week.			
13.	I use what I know about alternative phonemes to narrow down possibilities for accurate spelling.			
14.	I can use the spelling rule for adding 's' or 'es' for verbs in the 3 <sup>rd</sup> person singular.			
15.	I can name all the letters of the alphabet in order.			
16.	I can use letter names to show alternative spellings of the same phoneme.			
17.	I can sit correctly at a table holding a pencil comfortably and correctly.			
18.	I can form lower case letters in the correct direction, starting and finishing in the correct place.			
19.	I can form capital letters and digits 0 - 9			
20.	I understand which letters belong to which handwriting 'families' and to practise these.			

See booklet

# End of year expectations for Maths

	<b>NUMBER</b>			
1	I can count reliably to 100 and read and write numbers to 100			
2	I can count on and back in 1's and 10's from any given number			
3	I can count on and back in 2's and 5s from any given number			
4	I know 1/2s & 1/4s or shapes, objects and amounts			
5	I can say the number that is 1 more or less to 100			
6	I can recall all pairs of addition and subtraction bonds to 20			
7	I can add and subtract 1 digit and 2 digit numbers to 20 including 0			
8	I know the signs +, - and =			
9	I can identify numbers using the number line and use the language of: equal to, more than, less than (fewer), most and least			
10	I can solve a 1 step problem involving an addition using concrete objects, pictorial representations and arrays			
11	I can solve a 1 step problem involving subtraction using concrete objects, pictorial representations and arrays			
12	I can solve a 1 step problem involving a multiplication using concrete objects, pictorial representations and arrays			
13	I can solve a 1 step problem involving division using concrete objects, pictorial representations and arrays			
	<b>MEASUREMENT AND GEOMETRY</b>			
14	I can recognise all coins £2, £1, 50p, 20p, 10p, 5p, 2p and 1p			
15	I can recognise and name the 2D shapes circle, triangle, square and rectangle (oblong)			
16	I can recognise and name the 3D shapes cuboids (including a cube), sphere and pyramids			
17	I can name the days of the week, months of the year and sequence events in chronological order using language including: before, after, today, yesterday etc.			
18	I can measure, record and recognise standard units for: <ul style="list-style-type: none"> <li>• Lengths and heights</li> <li>• Mass/weight</li> <li>• Capacity/volume</li> <li>• Time (hours, minutes, seconds)</li> </ul>			
19	I can tell the time to O clock and half past the hour			
20	I can describe position, direction and movement, including whole, half, quarter and three-quarter turns.			

See booklet

# Our Topics

Autumn 1 – OURSELVES

Autumn 2 – TOYS

Spring 1 – BEASTS & BUGS

Spring 2 – SPACE

Summer 1 – WORLD EXPLORERS

Summer 2 – OUR WONDERFUL WORLD











TERM 1	<p>Sept 6 - 10 <b>OURSELVES</b> HEY YOU! <b>ART</b> <i>All are Welcome</i></p>	<p>Sept 13 - 17 <b>OURSELVES</b> HEY YOU! <b>MUSIC</b> <i>Super Duper You</i></p>	<p>Sept 20 - 24 <b>OURSELVES</b> HEY YOU! RSE <i>What makes me a me</i></p>	<p>Sept 27 - Oct 1 <b>OURSELVES</b> Incredible Me SCIENCE <i>5 Senses</i></p>	<p>Oct 4 - 8 <b>OURSELVES</b> Incredible Me SCIENCE <i>Me and my amazing body</i></p>	<p>Oct 11 - 15 <b>OURSELVES</b> Incredible Me <b>HISTORY</b> <i>Great Women who worked wonders</i></p>	<p>Oct 18 - 21 (4 days) JESUS WAS SPECIAL <b>RE</b> <i>God made you Special</i></p>		<p><b>AUTUMN HALF TERM</b> Oct 25 - 29</p>
	<p>Nov 1 - 5 <b>TOYS</b> It's a Toy Story <b>BRITISH VALUES</b> (Individual Liberty) <i>The Day the Crayons Quit</i></p>	<p>Nov 8 - 12 <b>TOYS</b> It's a Toy Story <b>HISTORY</b> <i>Toy Trouble</i></p>	<p>Nov 15 - 19 <b>TOYS</b> It's a Toy Story <b>HISTORY</b> <i>Lost in the Toy Museum</i></p>	<p>Nov 22 - 26 <b>TOYS</b> Superheroes in Trouble SCIENCE <i>Traction Man</i></p>	<p>Nov 29 - Dec 3 <b>TOYS</b> Superheroes in Trouble SCIENCE/ DT <i>Traction Man meets Turbo Dog</i></p>	<p>Dec 6 - 10 <b>TOYS</b> Superheroes in Trouble DT <i>Traction Man and the Beach Odyssey</i></p>	<p>Dec 13 - 17 <b>RE</b> The Special Gift <i>The Nativity</i></p>		<p><b>CHRISTMAS HOLS</b> Dec 20 - Jan 4</p>
TERM 2	<p>Jan 5- 7 (3 days) <b>BRITISH VALUES</b> <i>Farmer Duck</i></p>	<p>Jan 10 - 14 <b>BEASTS &amp; BUGS</b> The Bear Necessities <b>MUSIC</b> <i>We're Going on a Bear Hunt</i></p>	<p>Jan 17 - 21 <b>BEASTS &amp; BUGS</b> The Bear Necessities DT <i>The Bear and the Piano</i></p>	<p>Jan 24- 28 <b>BEASTS &amp; BUGS</b> Egg-citing Animals SCIENCE <i>The Big Book of Beasts</i></p>	<p>Jan 31 - Feb 4 <b>BEASTS &amp; BUGS</b> Egg-citing Animals SCIENCE <i>The Tiger who Came for Tea</i></p>	<p>Feb 7 - 11 <b>BEASTS &amp; BUGS</b> Egg-citing Animals <b>GEOGRAPHY</b> <i>You Can't Take an Elephant on the Bus</i></p>	<p>Feb 14 - 18 Bonjour! <b>MFL</b> <i>Everybody Bonjours!</i></p>		<p><b>SPRING HALF TERM</b> Feb 21 - 25</p>
	<p>Feb 28 - Mar 4 <b>SPACE</b> To Infinity &amp; Beyond! SCIENCE/ <b>ART</b> <i>The Way Back Home</i></p>	<p>Mar 7- 11 <b>SPACE</b> To Infinity &amp; Beyond! SCIENCE/ <b>ART</b> <i>Toys in Space</i></p>	<p>Mar 14 - 18 <b>SPACE</b> To Infinity &amp; Beyond! <b>HISTORY</b> <i>Man on the Moon</i></p>	<p>Mar 21 - 25 Who are you? <b>BRITISH VALUES</b> <i>Here we are</i></p>	<p>Mar 28 - Apr 1 The Big Wide World RSE <i>In every house, on every street</i></p>	<p>Apr 4 - 8 EASTER <b>RE</b> <i>The Easter Story</i></p>			<p><b>EASTER HOLS</b> April 11- 18</p>
TERM 3	<p>Apr 19 - 22 (4 days) RSE People Who Help Us <i>We are Family</i></p>	<p>Apr 25 - 29 <b>WORLD EXPLORERS</b> Our Amazing UK <b>GEOG</b> <i>The Big Book of the UK</i></p>	<p>May 3 - 6 (4 days) <b>WORLD EXPLORERS</b> Our Amazing UK <b>GEOG</b> <i>The Queen's Handbag</i></p>	<p>May 9 - 13 <b>WORLD EXPLORERS</b> Let's go on a Safari! <b>GEOG</b> <i>Meerkat Mail</i></p>	<p>May 16 - 20 <b>WORLD EXPLORERS</b> Let's go on a Safari! <b>MUSIC</b> <i>Handa's Surprise</i></p>	<p>May 23- 27 <b>WORLD EXPLORERS</b> A Royal Celebration <b>HISTORY/ DT</b> <i>Little Elizabeth</i></p>		<p><u>2<sup>nd</sup> / 3<sup>rd</sup> June Bank Holiday for Queen's Platinum Jubilee</u></p>	<p><b>SUMMER HALF TERM</b> May 30 - June 10</p>
	<p>June 13 - 17 <b>RESEARCH TOPIC</b></p>	<p>June 20 - 24 <b>OUR WONDERFUL WORLD</b> Ready, Steady, Grow! <b>ECO</b> <i>I will not ever never eat a tomato</i></p>	<p>June 27 - July 1 <b>OUR WONDERFUL WORLD</b> Ready, Steady, Grow! SCIENCE <i>The Tiny Seed</i></p>	<p>July 4 - 8 <b>OUR WONDERFUL WORLD</b> Ready, Steady, Grow! SCIENCE <i>The Big Book of Bloom</i></p>	<p>July 11 - 15 <b>OUR WONDERFUL WORLD</b> Creation <b>RE</b> <i>Let there be Light</i></p>	<p>July 18 - 21 (4 days) <b>OUR WONDERFUL WORLD</b> Creation <b>ART</b> <i>The Dot</i></p>			<p><b>SUMMER HOLIDAYS</b> July 25</p>



# Communication

- Newsletters weekly - visit our school website [www.leesfield.oldham.sch.uk](http://www.leesfield.oldham.sch.uk) for further links to other sites to support your child's learning and topic work
- Curriculum letters - on our website on the first Friday of every half term
- Planners - Please sign relevant pages and communicate via the planner. Planners are checked at least once a week. Please also use it as a reading diary and sign every week. Miss Bamber checks and signs all planners on a Friday.
- Progress Meetings  
Pupil and Parent Progress Plan (4ps) – October and February. More information to follow closer to the time.

# HOMEWORK

<p><b>PHYSICAL ACTIVITY</b> </p> <ul style="list-style-type: none"> <li>Go on a walk</li> <li>See how long you can hop for on each leg</li> <li>Dance to your favourite song</li> <li>Anything extra:</li> </ul>	<p><b>READING / LITERACY</b> </p> <ul style="list-style-type: none"> <li>Read to somebody at home everyday</li> <li>Practise your tricky challenge words</li> <li>Pick a letter in the alphabet and see how many things you can find starting with that letter</li> </ul>	<p><b>MATHEMATICS</b> </p> <ul style="list-style-type: none"> <li>Can you count how many steps it takes you to get from one place to another</li> <li>How fast can you count from 0-20?</li> <li>How many different ways can you make the number 10?</li> </ul>
<p><b>REFLECTION AND RELAXATION</b> </p> <ul style="list-style-type: none"> <li>Quiet time to yourself</li> <li>How do you like to relax?</li> <li>Listen to some calm and relaxing music</li> <li>Anything extra:</li> </ul>	<p><b>TEACH YOUR PARENTS</b> </p> <ul style="list-style-type: none"> <li>About our new topic- Hey You! And what we have been doing in art.</li> <li>Some words that have our phonics sounds in them.</li> </ul>	<p><b>HOUSEWORK</b> </p> <ul style="list-style-type: none"> <li>Tidy your room</li> <li>Help out at teatime</li> <li>Help with the hoovering or polishing</li> <li>Anything extra:</li> </ul>
<p><b>MUSIC AND ARTS</b>  </p> <ul style="list-style-type: none"> <li>Listen to your favourite song</li> <li>Draw a picture of someone in your house</li> <li>Make up your own song</li> </ul>	<p><b>LEISURE AND MEDIA</b>  (depends on family rules)</p> <ul style="list-style-type: none"> <li>Watch Television</li> <li>Listen to/ watch an educational video</li> <li>Anything extra:</li> </ul>	<p><b>FAMILY TIME</b> </p> <ul style="list-style-type: none"> <li>Sit and talk about your day</li> <li>Play a game together</li> <li>Learn something new about each person in your house</li> <li>Anything extra:</li> </ul>

## • Homework Grid

We feel that at St Thomas Leesfield School homework should develop the whole child. You can promote your child's learning in lots of different ways, not just using worksheets.

All nine areas should be covered each week.

Children will bring home their first homework booklet on Friday 10<sup>th</sup> September. Please complete, sign and return by the following Friday. Please try to keep your child's homework booklet in their planner so that it is easy to locate.



# READ DAILY



- **Frequent reading – daily. Please write in your child’s planner when they have read. Please try to read with your child 3 times a week.**
- **Books can be changed more than once a week if your child has read their reading book confidently**
- **Pupils should bring their book bags every day**
- **Please talk about what your child has read and ask them questions to check their understanding**
- **Please practise reading words / common exception words in your child's planner**

# SCHOOL EXPECTATIONS

- Sign your child's planner weekly
- Punctuality
- Inform us of absences
- Pupils to adhere to 'Always System'
- Read the newsletter
- Provide inhalers if needed
- Wear correct uniform
- Make sure homework is completed and handed in on time
- Please make sure all of your child's uniform is clearly labelled with their name.



# PE Day

- **Please send your child into school wearing their PE kit every Friday. They also need to be wearing suitable trainers. Please send in a pair of pumps that can be kept in school for indoor PE. Children can also wear plain black joggers over the top of their shorts. As the children are only wearing their PE kit once a week, they can wear their normal school jumper or cardigan as well.**

# Year 1 Always Rules

## RESPECT

- . We always look at, and listen to the person speaking.*
- . We always take care of the equipment we are using.*

## READY

- . We always follow instructions the first time.*
- . We are always in the right place at the right time.*

## SAFE

- . We always have kind hands and feet and only use kind words.*
- . We always use the outdoor equipment safely.*

## **OTHER:**

- **Library visits- Thursdays- If your child has a library card, please send it into school. Please let a member of staff know if your child requires a library card.**
- **FUNdraising events - See newsletters for upcoming events**
- **School trips- will be going ahead this year. You will be given plenty of notice before a school trip.**
- **Fruit snack and milk provided for Year 1**
- **Extra curricular club- keep an eye on the newsletter for more information.**





**If you have any further questions please don't  
hesitate to contact us.**

**THANK YOU FOR YOUR  
CONTINUED SUPPORT!**